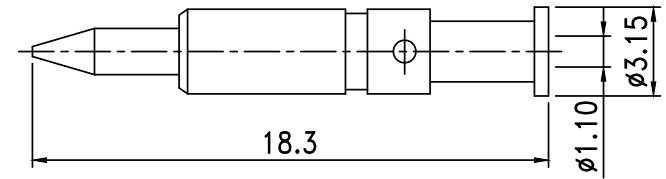
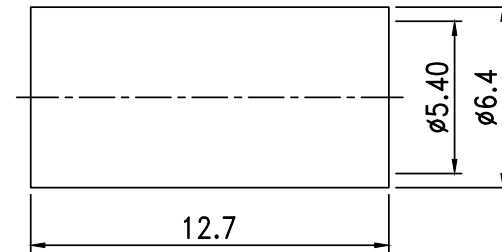
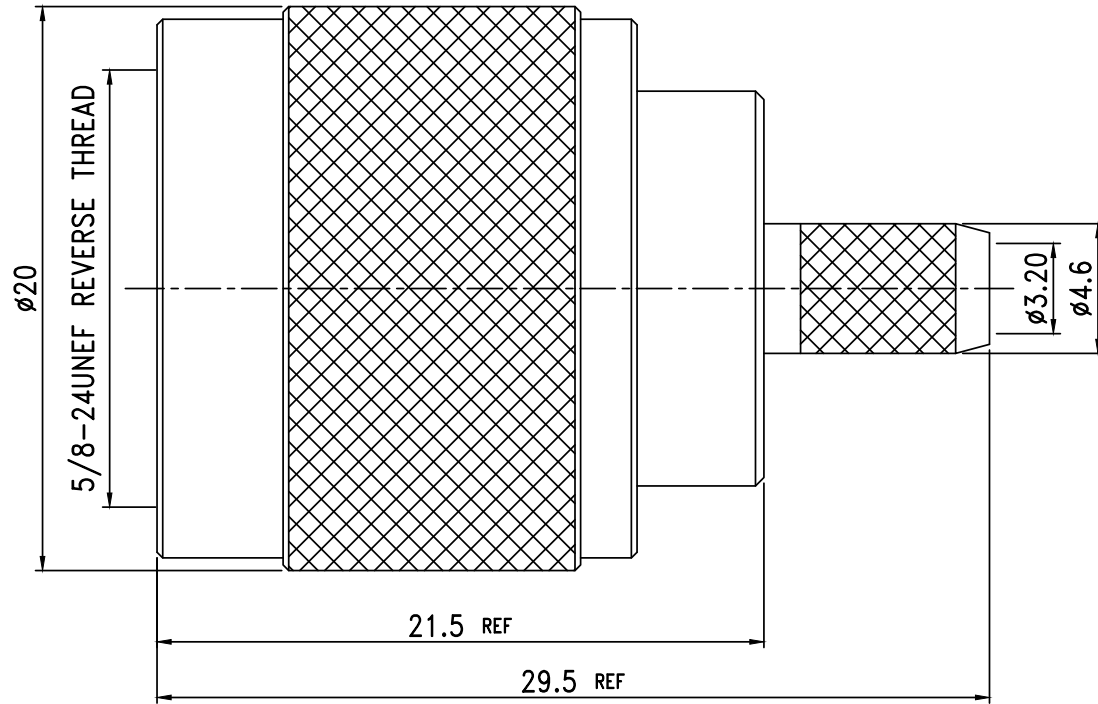
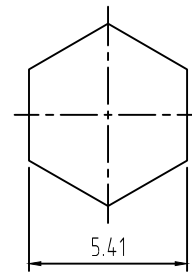


REVISION

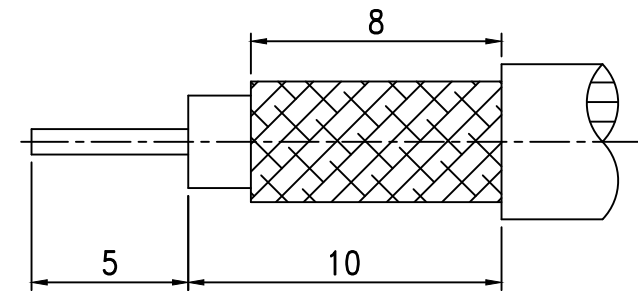
REV	DATE	DESCRIPTION
△	6/4/19	INITIAL



8.	Ferrule	Brass	1	Nickel
7.	Shell	Brass	1	Nickel
6.	Gasket	Si-Rubber	1	Red
5.	Retaining Ring	Brass	1	None
4.	Barrel	Brass	1	Nickel
3.	Insulation	PTFE	1	White
2.	Pin	Brass	1	Gold
1.	Body	Brass	1	Nickel
NO.	DESCRIPTION	MATERIAL	Q' TY	FINISH



RECOMMENDED  
USE CRIMP TOOL DIE 0.213"



RECOMMENDED  
CABLE STRIPPING DIM'S

TOLERANCE	
.X	+/- 0.2
.XX	+/- 0.1
.XXX	+/- 0.05
ANGLE	+/- 0.5

UNITS	SIZE
mm	A
SCALE	
NTS	

DRAWN BY:	CHECKED BY:	APPROVED BY:

PROPRIETARY AND CONFIDENTIAL  
THE INFORMATION IN THIS DRAWING IS THE SOLE PROPERTY OF  
TCC INDUSTRIES, INC. ANY REPRODUCTION IN PART OR AS A  
WHOLE WITHOUT THE WRITTEN PERMISSION OF TCC INDUSTRIES,  
INC. IS PROHIBITED.

CAD FILE	DESCRIPTION
11-11F-3-TGN	N Male Crimp, Straight for TCC Cable Group "F"



**TCC INDUSTRIES INC.**  
7050 Village Drive unit E, Buena Park, CA 90621-2282  
Tel. 714.523.8885 - FAX. 714.562.0888  
E-Mail: info@tccinc.com Website: www.tccinc.com